



**Auditor's Report on Standalone Financial Results of the Company
Pursuant to the Regulation 33 of the SEBI (Listing Obligations and
Disclosure Requirements) Regulations, 2015**

To
Board of Directors

Globe International Carriers Limited
301-306, Prakash deep Complex,
Near Mayank Trade Centre,
Station Road,
Jaipur - 302006

1. We have audited the Standalone financial results of Globe International Carriers Limited (Formerly Known as Globe International Carriers Private Limited) for the half-year ended on 31st March, 2019 and the year to date results for the period from 01st April, 2018 to 31st March, 2019, attached herewith, being submitted by the company pursuant to the requirement of Regulation 33 of the SEBI (Listing Obligations and Disclosure Requirements) Regulations, 2015. These Standalone half-yearly financial results as well as the year to date Standalone financial results have been prepared on the basis of the financial statements, which are the responsibility of the company's management. Our responsibility is to express an opinion on these Standalone financial results based on our audit of such financial statements, which have been prepared in accordance with the recognition and measurement principles laid down in Accounting Standard notified under Section 133 of the Companies Act, 2013 read with rule 7 of the Companies (Accounts) Rules, 2014 other accounting principles generally accepted in India.
2. We conducted our audit in accordance with the auditing standards generally accepted in India. Those standards require that we plan and perform the audit to obtain reasonable assurance about whether the Standalone financial results are free of material misstatements. An audit includes examining, on a test basis, evidence supporting the amounts disclosed as Standalone financial results. An audit also includes assessing the accounting principles used and significant estimates made by management. We believe that our audit provides a reasonable basis for our opinion.
3. In our opinion and to the best of our information and according to the explanations given to us these Standalone half-yearly financial results as well as the year to date results:





MANSAKA RAVI & ASSOCIATES
Chartered Accountants

34, Fourth Floor, Trinita Mall,
Swage Farm, New Sanganer Road,
Sodala, Jaipur - 302019
Tel: 0141-4, M. 9829753254
E-mail: ravi@ravimansaka.com

- (i) are presented in accordance with the requirements of Regulation 33 of the SEBI (Listing Obligations and Disclosure Requirements) Regulations, 2015 in this regard; and
- (ii) give a true and fair view of the net profit/ loss and other financial information for the half year ended 31st March, 2019 as well as the year to date results for the period from 01st April, 2018 to 31st March, 2019.

Place: Jaipur
Date: 29.05.2019

For Mansaka Ravi & Associates
Chartered Accountants
FRN 015023C

(CA Akshita Mansaka)
Partner
M. No. 517180



Statement of Standalone Financial Results for the year ended 31st March, 2019

Particulars	For the six months ended on			(Amount in ₹) For the Year Ended	
	31st March, 2019	30th Sept, 2018	31st March, 2018	31st March, 2019	31st March, 2018
	Audited	Unaudited	Audited	Audited	Audited
I. Revenue from Operations	44,41,57,588	50,76,31,021	52,77,80,339	95,17,88,608	1,05,19,59,815
II. Other Income	(6,89,070)	17,05,079	10,94,961	10,16,009	19,68,633
III. Total Revenue (III)	44,34,68,518	50,93,36,099	52,88,75,300	95,28,04,617	1,05,39,28,448
IV. Expenses:					
(a) Operating Expenses	41,05,41,336	47,19,14,886	48,49,18,977	88,24,56,222	97,64,21,111
(b) Employee Benefit Expenses	1,02,06,320	1,02,36,675	1,41,16,423	2,04,42,995	2,49,39,717
(c) Finance Costs	1,08,97,520	1,02,11,992	1,00,25,508	2,11,09,513	1,91,44,766
(d) Depreciation and Amortization Exp.	9,95,063	11,95,811	15,57,994	21,90,874	32,00,161
(e) Other Expenses	47,34,633	48,43,860	60,76,157	95,78,493	1,21,23,807
Total Expenses (IV)	43,73,74,873	49,84,03,225	51,66,95,060	93,57,78,098	1,03,58,29,563
V. Profit before Exceptional and Extraordinary Items and Tax (III-IV)	60,93,645	1,09,32,874	1,21,80,240	1,70,26,519	1,80,98,885
VI. Exceptional Items: (Profit) Loss on sale of Fixed Assets	(1,65,500)	-		(1,65,500)	17,786
VII. Profit Before Extraordinary Items and Tax (V-VI)	62,59,145	1,09,32,874	1,21,80,240	1,71,92,019	1,80,81,098
VIII. Extraordinary Items					
IX. Profit Before Tax (VII-VIII)	62,59,145	1,09,32,874	1,21,80,240	1,71,92,019	1,80,81,098
X. Tax Expense:					
(1) Current Tax	17,04,776	32,08,106	41,45,673	49,12,882	62,84,655
(2) Deferred Tax	3,22,387	(1,44,063)	82,379	1,78,323	(53,856)
(3) Interest on Income Tax					55,730
XI. Profit/(Loss) for the Period from continuing operations (IX - X)	42,31,983	78,68,831	79,52,188	1,21,00,814	1,17,94,570
XII. Earning Per Equity Share:					
(1) Basic	0.53	0.98	0.99	1.51	1.47
(2) Diluted	0.53	0.98	0.99	1.51	1.47

As per our separate report of even date

For and on behalf of the Board of Directors of Globe International Carriers Limited

For Mansaka Ravi & Associates

Chartered Accountants

FRN :- 015023C

Akshita
 (CA Akshita Mansaka)

Partner
 M. No. 517180

Place : Jaipur

Dated : 29.05.2019



Subhash Agrawal
 (Subhash Agrawal)

Chairman & Managing Director
 DIN:- 00345009

Parvesh Chhatani
 (Parvesh Chhatani)
 Company Secretary
 M. No. ACS48064

Surekha Agarwal
 (Surekha Agarwal)

Whole Time Director
 DIN:- 00345237

Saloni Agrawal
 (CA Saloni Agrawal)
 Chief Financial Officer



Notes:-


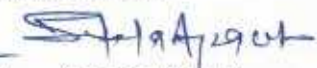
1. The financial results were reviewed by the Audit Committee and approved by Board of Directors in their meeting held on May 29, 2019.
2. There were no investor Complaints received / pending as on 31.03.2019.
3. Figures of previous period/year have been regrouped/recast wherever necessary to make the Financial Statements comparable.
4. During the period, the Company has not issued any kind of Shares.
5. Income tax expense has been recognized in each interim period based on the best estimates of the taxable income and effective tax rate as estimated by the Management.
6. Deferred Tax has been recognized in each interim Period on the estimates made by the Management.
7. Pursuant to Regulation 32 of the SEBI (Listing Obligations and Disclosure Requirements) Regulations, 2015, there has been no deviation or variation in the use of the public issue proceeds raised from the Initial Public Offer (IPO) and has been duly utilized for the purpose(s) as stated in the prospectus.
8. Financial results are being submitted as per the format prescribed under schedule III of the Companies Act, 2013 as well as per format prescribed by SEBI.

For Mansaka Ravi & Associates
Chartered Accountants
FRN :- 015023C


(CA Akshita Mansaka)
Partner
M. No. 517180
Place : Jaipur
Dated : 29.05.2019



For and on behalf of the Board of Directors of
Globe International Carriers Limited

 
(Subhash Agrawal) (Surekha Agarwal)
Director Whole Time Director
DIN:- 00345009 DIN:- 00345237

 
(Parvesh Chhatani) (CA Saloni Agrawal)
Company Secretary Chief Financial Officer
M. No. ACS48064



GLOBE INTERNATIONAL CARRIERS LIMITED
(Formerly known as Globe International Carriers Private Limited)
 301-306, PRAKASH DEEP COMPLEX, NEAR MAYANK TRADE CENTER, STATION ROAD, JAIPUR-302006
 CIN: L60232RJ2010PLC031380

Email: cs@gicl.co, Website: www.gicl.co, Tel: +91 141-2361794

Standalone Statement of Assets and Liabilities as at 31st March, 2019

(Amount in ₹)

Particulars	As on 31st March, 2019	As on 31st March, 2018
I. EQUITY AND LIABILITIES		
(1) Shareholders' Funds		
(a) Share Capital	8,03,94,000	8,03,94,000
(b) Reserves and Surplus	15,05,82,737	13,84,81,923
(2) Share Application Money Pending Allotment		
(3) Non-Current Liabilities		
(a) Long-term Borrowings	1,12,19,343	10,54,720
(b) Deferred Tax Liabilities (Net)	-	-
(c) Other Long-term Liabilities	-	-
(d) Long-term Provisions	12,27,489	5,41,433
(4) Current Liabilities		
(a) Short-term Borrowings	19,04,04,820	19,29,46,026
(b) Trade Payables		
(A) Total Outstanding Dues of Micro Enterprises and Small Enterprises and	32,400	-
(B) Total Outstanding Dues of Creditors Other Than Micro Enterprises and Small Enterprises	3,49,54,661	3,24,76,943
(c) Other Current Liabilities	1,57,22,536	69,47,627
(d) Short-term Provisions	9,27,721	3,97,028
Total	48,54,65,708	45,32,39,701
II. ASSETS		
(1) Non-Current Assets		
(a) Property, Plant & Equipment		
(i) Tangible Assets	1,01,56,593	70,08,878
(ii) Intangible Assets	5,98,378	4,95,109
(iii) WIP for Capital Goods	65,85,691	-
(b) Non-Current Investments	4,00,000	70,000
(c) Deferred Tax Assets (Net)	7,43,569	9,21,892
(d) Long term Loans and Advances	9,82,23,484	7,49,97,399
(e) Other Non-Current Assets	-	-
(2) Current Assets		
(a) Inventories	10,311	7,40,000
(b) Trade Receivables	33,74,03,882	34,35,97,577
(c) Cash and Cash Equivalents	1,11,05,541	1,05,41,167
(d) Short-term Loans and Advances	1,46,27,839	1,37,16,991
(e) Other Current Assets	56,10,422	11,50,689
Total	48,54,65,708	45,32,39,701

As per our separate report of even date attached

For Mansaka Ravi & Associates
 Chartered Accountants
 FRN :- 015023C

Akshita
 (CA Akshita Mansaka)

Partner
 M. No. 517180
 Place : Jaipur
 Dated : 29.05.2019



For and on behalf of the Board of Directors of
 Globe International Carriers Limited

Subhash Agrawal
 (Subhash Agrawal) (Surekha Agarwal)

Director Whole Time Director
 DIN:- 00345009 DIN:- 00345237

Parvesh Chhatani *Saloni Agrawal*
 (Parvesh Chhatani) (CA Saloni Agrawal)

Company Secretary Chief Financial Officer
 M. No. ACS48064





**Auditor's Report on Consolidated Financial Results of the Company
Pursuant to the Regulation 33 of the SEBI (Listing Obligations and
Disclosure Requirements) Regulations, 2015**

To
Board of Directors

Globe International Carriers Limited
301-306, Prakash deep Complex,
Near Mayank Trade Centre,
Station Road,
Jaipur - 302006

1. We have audited the accompanying Yearly consolidated financial results of Globe International Carriers Limited (Formerly Known as Globe International Carriers Private Limited) for the half-year ended on 31st March, 2019 and the yearly consolidated Financial results for the period 01st April, 2018 to 31st March, 2019, attached herewith, being submitted by the company pursuant to the requirement of Regulation 33 of the SEBI (Listing Obligations and Disclosure Requirements) Regulations, 2015. These half-yearly and yearly consolidated financial results have been prepared on the basis of the consolidated financial statements, which are the responsibility of the company's management. Our responsibility is to express an opinion on these consolidated financial results based on our audit of such consolidated financial statements, which have been prepared in accordance with the recognition and measurement principles laid down in Accounting Standard notified under Section 133 of the Companies Act, 2013 read with rule 7 of the Companies (Accounts) Rules, 2014 and other accounting principles generally accepted in India.
2. We conducted our audit in accordance with the auditing standards generally accepted in India. Those standards require that we plan and perform the audit to obtain reasonable assurance about whether the consolidated financial results are free of material misstatements. An audit includes examining, on a test basis, evidence supporting the amounts disclosed as consolidated financial results. An audit also includes assessing the accounting principles used and significant estimates made by management. We believe that our audit provides a reasonable basis for our opinion.
3. In our opinion and to the best of our information and according to the explanations given to us these half-yearly and yearly consolidated financial results:





MANSAKA RAVI & ASSOCIATES
Chartered Accountants

34, Fourth Floor, Trinita Mall,
Swage Farm, New Sanganer Road,
Sodala, Jaipur - 302019
Tel: 0141-4, M. 9829753254
E-mail: audit@ravimansaka.com

- (i) are presented in accordance with the requirements of Regulation 33 of the SEBI (Listing Obligations and Disclosure Requirements) Regulations, 2015 in this regard; and
- (ii) give a true and fair view of the net profit/ loss and other financial information for the half year ended 31st March, 2019 as well as the year to date results for the period from 01st April, 2018 to 31st March, 2019.

Place: Jaipur
Date: 29.05.2019



For Mansaka Ravi & Associates
Chartered Accountants
FRN 015023C

Akshita
(CA Akshita Mansaka)
Partner
M. No. 517180

Statement of Consolidated Financial Results for the Year Ended on 31st March, 2019

(Amount in ₹)

Particulars	For the six months ended on			For the Year Ended	
	31st March, 2019	30th Sept, 2018	31st March, 2018	31st March, 2019	31st March, 2018
	Audited	Unaudited	Audited	Audited	Audited
I. Revenue from Operations	53,67,00,950	62,75,42,985	59,69,40,189	1,16,42,43,935	1,15,03,17,133
II. Other Income	(6,07,453)	17,33,716	11,83,302	11,26,263	20,66,481
III. Total Revenue (III)	53,60,93,498	62,92,76,701	59,81,23,491	1,16,53,70,199	1,15,23,83,614
IV. Expenses:					
(a) Operating Expenses	49,72,00,519	58,40,31,186	55,01,27,144	1,08,12,31,705	1,06,79,44,525
(b) Employee Benefit Expenses	1,30,30,750	1,30,06,063	1,53,93,497	2,60,36,813	2,80,18,021
(c) Finance Costs	1,09,08,621	1,02,15,062	1,00,45,220	2,11,23,683	1,91,64,774
(d) Depreciation and Amortization Exp.	10,47,297	12,47,759	15,86,132	22,95,056	32,36,108
(e) Other Expenses	58,61,333	63,33,798	71,71,025	1,21,95,131	1,39,74,342
Total Expenses (IV)	52,80,48,520	61,48,33,868	58,43,23,017	1,14,28,82,388	1,13,23,37,770
V. Profit before Exceptional and Extraordinary Items and Tax (III-IV)	80,44,977	1,44,42,833	1,38,00,474	2,24,87,810	2,00,45,844
VI. Exceptional Items: (Profit) Loss on sale of Fixed Assets Loss by Theft	(1,65,500)	-	-	(1,65,500)	17,786
VII. Profit Before Extraordinary Items and Tax (V-VI)	82,10,477	1,44,42,833	1,38,00,474	2,26,53,310	2,00,28,058
VIII. Extraordinary Items					
IX. Profit Before Tax (VII-VIII)	82,10,477	1,44,42,833	1,38,00,474	2,26,53,310	2,00,28,058
X. Tax Expense:					
(1) Current Tax	22,34,119	40,87,492	44,58,359	63,21,611	66,56,258
(2) Deferred Tax	3,20,483	(1,44,466)	90,608	1,76,017	(42,081)
(3) Interest on Income Tax					55,730
(4) MAT Credit		34,631	(34,631)	34,631	(34,631)
XI. Profit/(Loss) for the Period for continuing operators (IX - X)	56,55,876	1,04,65,175	92,86,138	1,61,21,051	1,33,92,782
XII. Profit/(Loss) for the Period for continuing operations after Minority Interest (XI-XIA)					
XIA. Minority Interest	-	7,78,903	8,26,638	-	10,73,115
XII. Earning Per Equity Share:					
(1) Basic	0.70	1.20	1.05	2.01	1.53
(2) Diluted	0.70	1.20	1.05	2.01	1.53

As per our separate report of even date attached.

For and on behalf of the Board of Directors of Globe International Carriers Limited



For Mansaka Ravi & Associates
 Chartered Accountants
 FRN :- 015023C


 (CA) Akshita Mansaka
 Partner
 M. No. 517180
 Place : Jaipur
 Dated : 29.05.2019




 (Subhash Agrawal)
 Chairman & Managing Director
 DIN:- 00345009

 (Parvesh Chhatani)
 Company Secretary
 M. No. ACS48064


 (Surekha Agarwal)
 Whole Time Director
 DIN:- 00345237

 (CA Saloni Agrawal)
 Chief Financial Officer



Notes:-

1. The financial results were reviewed by the Audit Committee and approved by Board of Directors in their meeting held on May29, 2019.
2. There were no investor Complaints received / pending as on 31.03.2019.
3. Figures of previous period/year have been regrouped/recast wherever necessary to make the Financial Statements comparable.
4. During the period, the Company has not issued any kind of Shares.
5. Income tax expense has been recognized in each interim period based on the best estimates of the taxable income and effective tax rate as estimated by the Management.
6. Deferred Tax has been recognized in each interim Period on the estimates made by the Management.
7. Pursuant to Regulation 32 of the SEBI (Listing Obligations and Disclosure Requirements) Regulations, 2015, there has been no deviation or variation in the use of the public issue proceeds raised from the Initial Public Offer (IPO) and has been duly utilized for the purpose(s) as stated in the prospectus.
8. Financial results are being submitted as per the format prescribed under schedule III of the Companies Act, 2013 as well as per format prescribed by SEBI.
9. Being the Company and its subsidiary both deal in the same segment i.e. Transportation services through road, therefore, no separate segment details are given in terms of Accounting Standard-17.

For Mansaka Ravi & Associates
Chartered Accountants

FRN :- 015023C


(CA Akshita Mansaka)

Partner

M. No. 517180

Place : Jaipur

Dated : 29.05.2019



For and on behalf of the Board of Directors of
Globe International Carriers Limited

 
(Subhash Agrawal) (Surekha Agarwal)

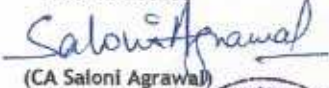
Director

Whole Time Director

DIN:- 00345009

DIN:- 00345237


(Parvesh Chhatani)


(CA Saloni Agrawal)

Company Secretary
M. No. ACS48064

Chief Financial Officer



GLOBE INTERNATIONAL CARRIERS LIMITED
(Formerly known as Globe International Carriers Private Limited)
301-306, PRAKASH DEEP COMPLEX, NEAR MAYANK TRADE CENTER, STATION ROAD, JAIPUR-302006
CIN: L60232RJ2010PLC031380

Email: cs@gicl.co, Website: www.gicl.co, Tel: +91 141-2361794

Consolidated Statement of Assets and Liabilities as at 31st March, 2019
(Amount in ₹)

Particulars	As on 31st March, 2019	As on 31st March, 2018
	Audited	Audited
I. EQUITY AND LIABILITIES		
(1) Shareholders' Funds		
(a) Share Capital	8,03,94,000	8,03,94,000
(b) Reserves and Surplus	15,56,01,850	13,90,07,020
(2) Minority Interest	-	5,03,778
(3) Share Application Money Pending Allotment		
(4) Non-Current Liabilities		
(a) Long-term Borrowings	1,12,19,343	11,05,720
(b) Deferred Tax Liabilities (Net)	-	-
(c) Other Long-term Liabilities	-	-
(d) Long-term Provisions	12,27,489	5,41,433
(5) Current Liabilities		
(a) Short-term Borrowings	19,04,04,820	19,29,46,026
(b) Trade Payables		
(A) Total Outstanding Dues of Micro Enterprises and Small Enterprises and	32,400	-
(B) Total Outstanding Dues of Creditors Other Than Micro Enterprises and Small Enterprises	4,13,45,512	3,88,43,262
(c) Other Current Liabilities	1,62,65,034	74,31,585
(d) Short-term Provisions	9,98,398	4,44,028
Total	49,74,88,846	46,12,16,852
II. ASSETS		
(1) Non-Current Assets		
(a) Property, Plant & Equipment		
(i) Tangible Assets	1,04,19,119	73,63,338
(ii) Intangible Assets	5,98,378	4,95,109
(iii) WIP for Capital Goods	65,85,691	-
(b) Goodwill on Consolidation	3,00,000	-
(c) Non-Current Investments	4,924	4,924
(d) Deferred Tax Assets (Net)	7,34,099	9,10,117
(e) Long term Loans and Advances	5,01,67,129	4,30,16,276
(f) Other Non-Current Assets		
(2) Current Assets		
(a) Inventories	10,311	7,40,000
(b) Trade Receivables	39,12,88,454	38,03,39,841
(c) Cash and Cash Equivalents	1,58,24,281	1,30,18,157
(d) Short-term Loans and Advances	1,46,88,488	1,40,08,391
(e) Other Current Assets	68,67,971	13,20,700
Total	49,74,88,846	46,12,16,852

As per our separate report of even date attached

For Mansaka Ravi & Associates
Chartered Accountants

FRN :- 015023G


(CA Akshita Mansaka)

Partner

M. No. 517180

Place : Jaipur

Dated : 29.05.2019



For and on behalf of the Board of Directors of
Globe International Carriers Limited


(Subhash Agrawal) (Surekha Agarwal)

Director

DIN:- 00345009

Whole Time Director

DIN:- 00345237


(Parvesh Chhatani)

Company Secretary

M. No. ACS48064


(CA Saloni Agrawal)

Chief Financial Officer

